

SOTA TALENT ACADEMY 2025

**Preparation Notes and
Checklist for SOTA**

Visual Arts

**Year 1 Application
(DSA-Sec)**

CONTENT PAGE

| | |
|---|----|
| Applicant Profile..... | 3 |
| Introduction | 3 |
| Criteria | 3 |
| Important Application Milestones | 4 |
| Supporting Documents | 6 |
| Online Application | 7 |
| Step 1 Prepare Your Supporting Documents..... | 7 |
| Step 2 Sign Up For A TA Portal Account..... | 10 |
| Step 3 Submit Your Application | 11 |
| Step 4 Application Status..... | 12 |
| Shortlisting Activity | 13 |
| Shortlisted Applicants | 14 |
| Frequently Asked Questions | 17 |

APPLICANT PROFILE

Visual Arts

INTRODUCTION

SOTA offers students specializing in Visual Arts the opportunity to develop deep knowledge and understanding in the techniques, processes, theory, and history of visual arts. Students will also develop analytical and critical abilities as they learn to investigate, annotate, and document their ideas and processes, in art making.

CRITERIA

Applicants may apply for Visual Arts if they demonstrate passion and potential in areas of:

- 2-dimensional (2D) work, eg. *drawing and painting or design*
- 3-dimensional (3D) work eg. *sculpture and ceramics*
- electronic- or lens-based work eg. *media arts or photography*

Shortlisted applicants will be required to submit a portfolio comprising 5 art works (see page 13).

IMPORTANT APPLICATION MILESTONES

ALL APPLICANTS

1

Submit application via the TA Portal
(30 March, 9 am to 9 May, 5 pm)

2

Receive Shortlisting Activity Schedule via email
(14 May, 6 pm)

3

Attend Mass Shortlisting Activity in person at SOTA
(17 May)

4

Check Shortlisting Status via the TA Portal
(4 June, 6 pm)

SHORTLISTED APPLICANTS

1

Download TA Schedule via the TA Portal
(16 June, 6 pm)

2

Prepare Portfolio

3

Attend TA at SOTA
(24 June to 27 June)

SUPPORTING DOCUMENTS

DSA-SEC APPLICANTS

Primary 6 Students



Applicant's Identification Document(s)

format in PDF/DOC/DOCX/JPEG, 1MB max.

| | |
|-------------------------------|---|
| Singapore Citizens | Birth Certificate / Citizenship Certificate |
| Singapore Permanent Residents | Passport and Re-Entry Permit |
| Foreign Residents | Passport and Dependant's / Student Pass |



ONE Recent Passport-Sized Colour Photo

format in JPEG, 2MB max.

- Should be taken against a plain white background
- Do NOT upload a full-length photograph



Academic Results

format in PDF/DOC/DOCX/JPEG, 1MB max.

- Primary 5 End-of-Year results
- Mother Tongue Language In-Lieu Letter issued by MOE (if applicable)
- Mother Tongue Language Exemption Letter issued by MOE (if applicable)

Note:

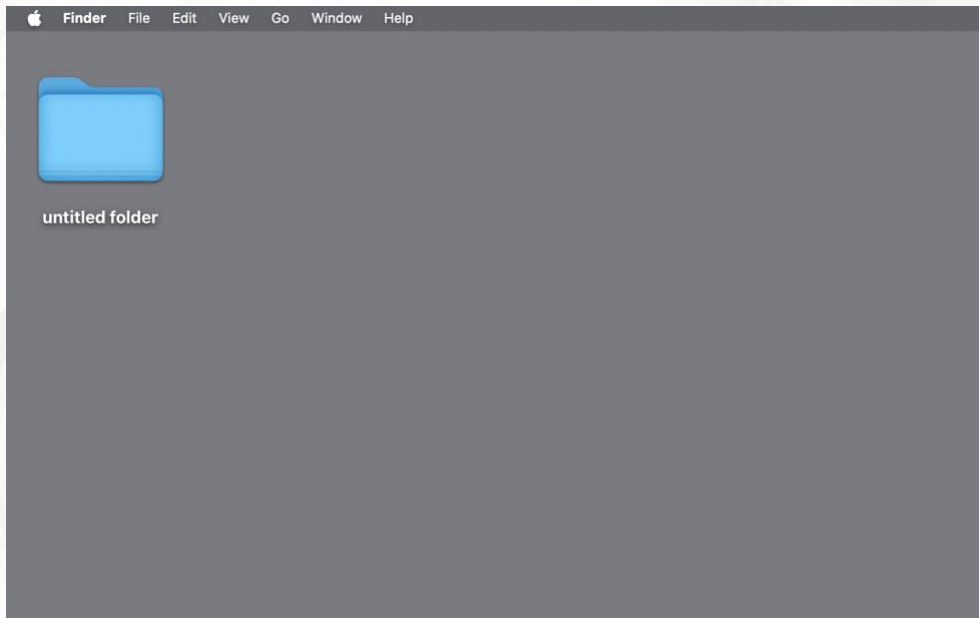
- All original transcripts not in English **MUST** be accompanied with an official translated copy.
- Ensure that the entire document is visible when scanning or taking a picture. Incomplete, cropped, or distorted images will not be accepted.

ONLINE APPLICATION

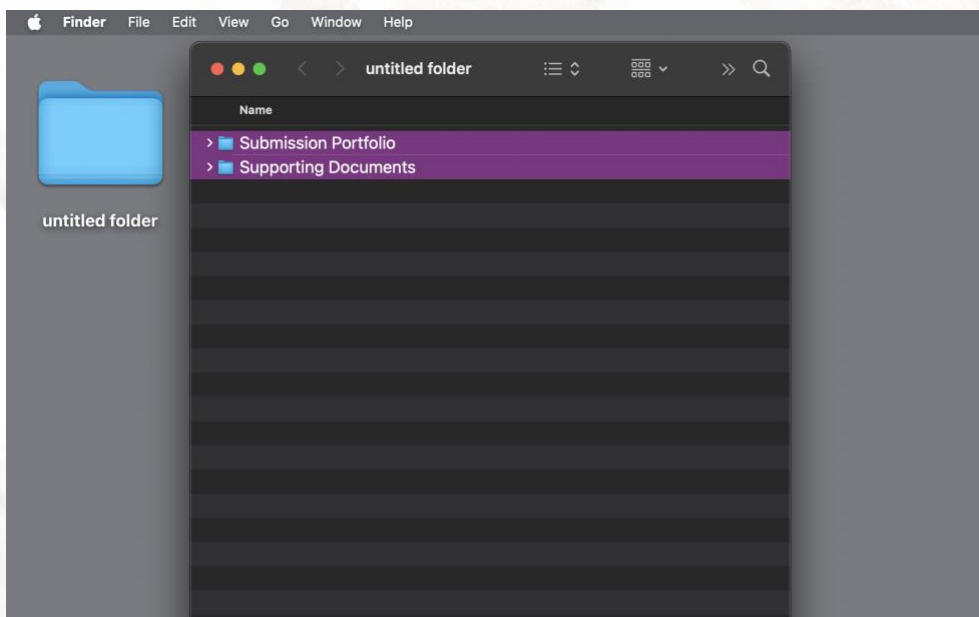
HOW TO PREPARE TO APPLY ON THE TA PORTAL?

STEP 1 | Prepare Your Supporting Documents

- a. Create a folder on your desktop computer or laptop.



- b. Save the supporting documents into the folder.



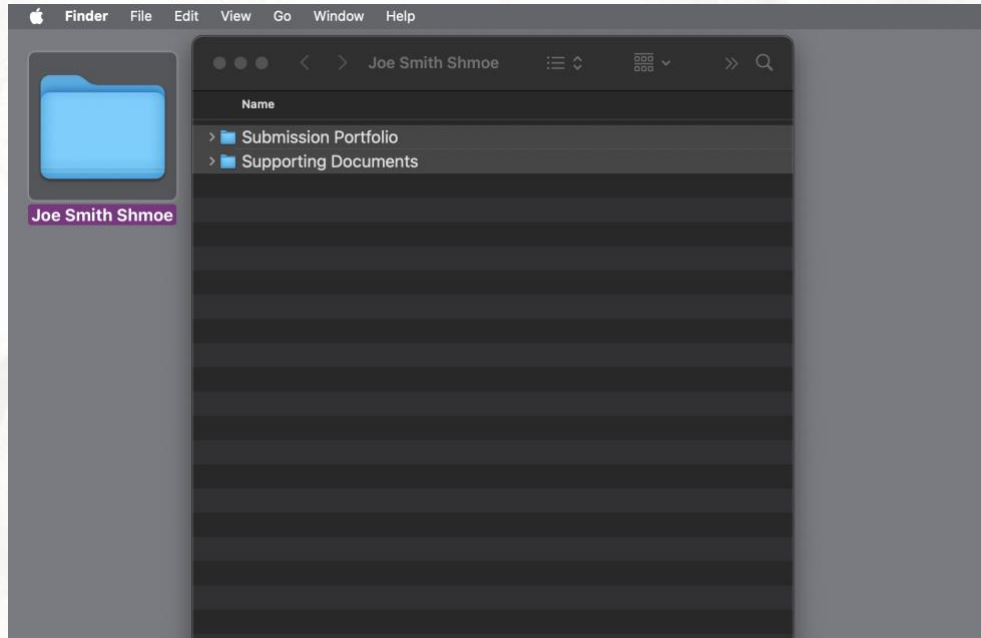
There is no Art Task or portfolio to be submitted for VA applicants.

Supporting Documents

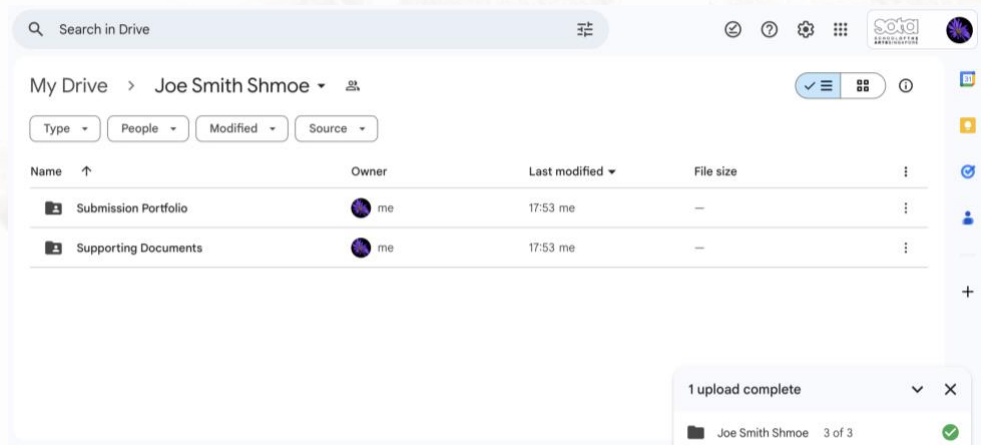
- Applicant's Identification Document(s)
- Recent Passport-Sized Colour Photo
- Academic Results

c. Rename the folder with the Applicant's full name.

Eg. Joe Smith Shmoe

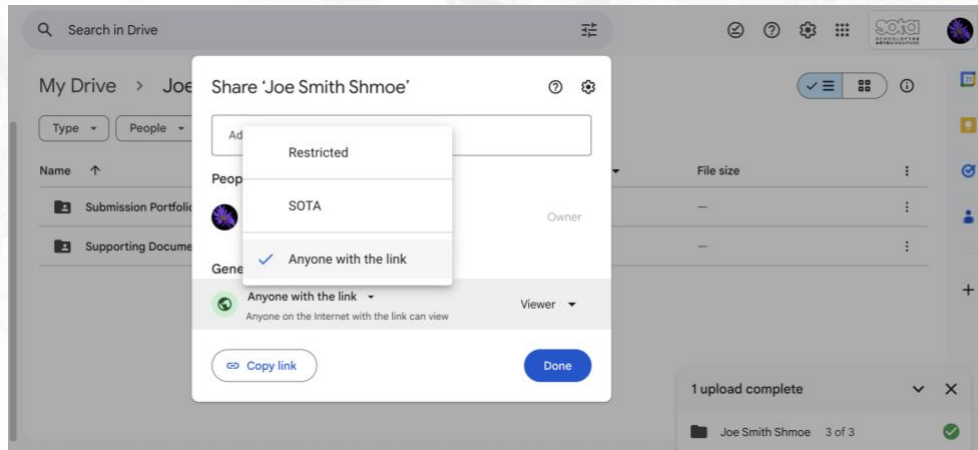


d. Upload the folder to your Google Drive.



There is no Art Task or portfolio to be submitted for VA applicants.

- e. Set the general access for the applicant's name folder to 'Anyone with the link (Viewer)' – naming terms may vary across the different storage platforms
eg. share access via Google Drive



- f. Copy-and-Paste the shared link into the section labelled “**Supporting Documents and Portfolio Submission for Visual Arts**” of the online application form in the TA Portal (**Refer to Step 2**).

Tips

- How to upload Folder to Google Drive on [Computer](#) | [Android](#) | [iPhone & iPad](#)
- How to set Google Access on [Computer](#) | [Android](#) | [iPhone & iPad](#). Refer to the 'Allow general access to the folder' section.
- How to convert Word Doc to PDF [Link 1](#) | [Link 2](#)
- How to resize a PDF Document [Link 1](#)
- How to merge separate PDFs into a single PDF [Link 1](#)

Note: Supporting documents submitted for shortlisting will be retained for the school's records.

There is no Art Task or portfolio to be submitted for VA applicants.

STEP 2 | Sign Up for a TA Portal Account

- a. Go to the TA Account Signup (https://ta.sota.edu.sg/sota_dsa/AccountSignup.aspx) to create an account starting from Sunday, 30 March 2025 at 9:00 am.

| ACCOUNT SIGNUP |
|--|
| <p>EMAIL*</p> <input type="text"/> |
| <p>RE-ENTER EMAIL*</p> <input type="text"/> |
| <p>APPLICANT'S FULL NAME (AS IN BIRTH CERTIFICATE/PASSPORT)*</p> <input type="text"/> |
| <p>APPLICANT'S IDENTIFICATION NO. (AS IN BIRTH CERTIFICATE/PASSPORT)*</p> <input type="text"/> |
| <p>DATE OF BIRTH (DD/MM/YYYY)*</p> <input type="text"/> |

| | |
|--------------------------------|--|
| EMAIL | <p>DO's ✓</p> <ul style="list-style-type: none"> Enter parent's/guardian's personal email address <p>DON'Ts ✗</p> <ul style="list-style-type: none"> Use parent's/guardian's work-issued email address Use applicant's personal email address Use applicant's school-issued email address Use emails ending with -@students.edu.sg Use emails ending with -@schools.gov.sg |
| APPLICANT'S FULL NAME | Enter applicant's information, not parent's/guardian's |
| APPLICANT'S IDENTIFICATION NO. | |
| DATE OF BIRTH | |

- b. Check the parent's/guardian's personal email for the temporary login password
- c. Go to the TA Portal (https://ta.sota.edu.sg/sota_dsa/) and log in using the temporary password.
- d. To change password, click on the link next to 'Forgot your password?'
- e. Ensure to check through the junk/spam folders as emails from SOTA may be filtered there.

STEP 3 | Submit Your Application

Complete all sections of the application form:

1. Current Status
2. Applicant's Personal Particulars
3. School Records
4. Parent's/Guardian's 1 Particulars
5. Parent's/Guardian's 2 Particulars
6. Art Form
7. Confirm, Submit, and Print

In the image below, applicant has applied for Dance and Music.

SOTA
SCHOOL OF THE ARTS SINGAPORE

CTIONS COMPLETED: (0/9)

- Instruction and Application Status
- Current Status (DSA – Secondary)
- Applicant's Personal Particulars
- School Records (DSA – Secondary)
- Parent's/Guardian's Particulars
- Dance
- Music
- Confirm, Submit and Print

Talent Academy

> Instruction and Application Status

Applicant's Name


Application Status

Instructions

STEP 4 | Submit Your Application

Go to the 'Instruction and Application Status' tab to check your application status.

If it does not reflect as 'Submitted Successfully', go back to your application form to ensure you have completed all sections indicated in Step 3.



Instruction and Application Status

Announcements

Talent Academy

> Instruction and Application Status (DSA – Secondary Intake 2024)

Applicant's Name

DSA_Sec_Dance_2024

Application Status

DSA – Secondary

You have submitted the following applications successfully on 15/03/2023 11:23 AM

| Art Forms Applied | Application Status | Print Your Submitted Application Form |
|---------------------|------------------------|---------------------------------------|
| Dance | Submitted Successfully | DSASEC/2024/D001 |
| Music (performance) | Submitted Successfully | DSASEC/2024/M001 |

[Download all supporting documents](#)
[Feedback](#)

Instructions

Thank you for your submission. Please check the [website](#) for the confirmed date for the release of the shortlisting outcome and follow up

SHORTLISTING ACTIVITY

for Visual Arts

| | |
|--|---|
| <p>Visual Arts Shortlisting Activity</p> <p>17th May 2025</p> | <p>Applicable to ALL VA Applicants</p> <p>All Visual Arts applicants must attend the mass Visual Arts Shortlisting Activity on 17th May 2025 in person at SOTA.</p> <p>There will be no make-up session for applicants who miss this activity. You will be provided with the necessary art materials for this activity.</p> <p><u>Applicants will be assessed for:</u></p> <ul style="list-style-type: none"> • Composition • Manipulation of medium |
|--|---|

Important to Note:

You are not eligible to participate in the Visual Arts Shortlisting Activity if you did not submit an application for Visual Arts via the TA Portal before the application closes on 9 May at 5 pm (SGT).

SHORTLISTED APPLICANTS

for Visual Arts

Shortlisted applicants must participate in and complete the following compulsory activities in SOTA between 24th to 27th June 2025. The TA Schedule will be allocated to shortlisted applicants only. We regret that requests for change of dates are strictly not allowed.

| | |
|---|---|
| <p>Creative Activity</p> <p>24th June 2025</p> | <p>All shortlisted Visual Arts applicants must attend the mass Creative Activity on 24th June 2025.</p> <p>There will be <u>no</u> make-up session for applicants who miss this activity. You will be provided with the necessary art materials for this activity.</p> <p><u>Applicants will be assessed for:</u></p> <ul style="list-style-type: none"> • Composition • Imagination • Manipulation of medium |
| <p>Portfolio Interview – Art Portfolio (Compulsory)</p> | <p>Applicants must provide five (5) original artworks completed within 2023 to 2025.</p> <p><u>Each artwork should be clearly labelled with:</u></p> <ul style="list-style-type: none"> • Applicant's Full Name • TA Index Number (applicants will receive this index number upon successful submission of TA application via the TA Portal, eg. <i>DSASEC/2026/VA123</i>) • Title of artwork • Dimensions of artwork in centimeters – height, width, & depth • Date of completion and/or duration of execution • An indication on whether the artwork was done in the applicant's current school • A short description of each artwork |



Tips on selecting the artworks

- Applicants are encouraged to include at least 1 artwork produced in their current primary school.
- Applicants may include artworks done in a variety of mediums, such as drawing, painting, digital media works, design works, jewellery pieces and ceramics (eg. the portfolio may consist of 2 drawings, 1 painting, 1 ceramics and 1 digital media artwork).
- Key qualities that the interview panel is looking for include: a keen sense of observation, imagination, inspiration, personal voice and self-motivation.
- Avoid directly copying copyrighted works, such as popular characters or existing art. The pieces should reflect the applicant's originality, combining ideas creatively from sketches or observed objects.
- Avoid submitting artworks that have been guided.

Portfolio Interview – Sketchbook (Optional)

Applicants may provide **one (1) sketchbook** created within 2023 – 2025. The sketchbook may include:

- documentation of processes, trails, or experiments with mediums
- a compilation of quick drawings and/or reflections in a file or book format

Each artwork should be clearly labelled with:

- Applicant's Full Name
- TA Index Number (applicants will received this index number upon successful submission of TA application via the TA Portal, eg. *DSASEC/2026/VA123*)
- Title of each image and/or sketchbook, if any
- Date of completion and/or duration of execution
- An indication on whether the sketchbook was completed in the applicant's current school

| | |
|------------------------------|---|
| Panel Interview | <ul style="list-style-type: none">• A group of applicants will participate in conversations with the interview panel comprising the school's Key Personnel. |
| Online Questionnaires | <ul style="list-style-type: none">• No preparation is required. |

FREQUENTLY ASKED QUESTIONS

ONLINE APPLICATION

Do I need to submit an Art Task for my TA application?

No. Visual Arts applicants are not required to submit an Art Task at the point of application. Visual Arts applicants who have successfully submitted their application via the TA Portal must attend the Mass Shortlisting Activity instead.

Do I need to upload any art portfolio onto the TA application?

No, it is not required. Applicants are only required to upload their supporting documents. Applicants will be assessed during the mass Visual Arts Shortlisting Activity.

Can I submit my past works under the section for submission portfolio?

Applicants are NOT required to submit any works under the section for submission portfolio. They will be assessed by the teachers during the mass Visual Arts Shortlisting Activity.

SUPPORTING DOCUMENT

How do I know if my supporting documents are correct?

The Admission team will contact the parent(s)/guardian(s) via email if there is any issue with the supporting documents submitted.

Can I submit other supporting documents to show my achievements?

Certificates, achievement records, testimonials, recommendation letters and past works are NOT required for the application.

Can I use a different online storage platform to upload my folder?

While Google Drive is preferred, you may upload the folder to a different online storage platform such as Dropbox or OneDrive.